



## DentalCAD 3 2 Elefsina Feature Release

A new feature release for DentalCAD 3.2 Elefsina that includes new time-saving workflows, improved visualizations and is prepared to support and integrate with future AI and cloud services for more automation and efficiency



## DentalCAD 3.2 Elefsina, software release highlights.

Bekijk hier de highlights van de software upgrade van **DentalCAD 3.2 Elefsina** met belangrijke verbeteringen in automatisering en integratie, betere visualisatie en verbeterde preoperatieve behandelplanning



## **Tutorial: Quick Guide - Implant Model**



**Print@Dreve – Rapid manufacturing high end 3D printing**



## **Phrozen Sonic XL 4K 2022**

4K LCD display with high light intensity – 52 $\mu$ , Layer thickness 0.01–0.30 mm – Printvolume (HWD) 200 x 125 x 200 mm – Optimized Dreve printing profiles for top results – W-LAN, LAN and USB connection – Intuitive software with touchscreen



## **CORiTEC AM Series - Metal 3D printing**



### **iCAM V5 smart software**

Create a 20 mm multilayer blank pritidenta™ with 5 colour shades

Partial execution



iCAM V5  
*Smart*

## **Tutorial iCAM V5 smart**

Partial Execution iCAM V5 smart

Define the margin line



iCAM V5  
*Smart*

## **Tutorial iCAM V5 smart**

Define the margin line iCAM V5 smart



## **Tutorial iCAM V5 smart**

Download & installing updates iCAM V5 smart

Stabilizer on a 12 unit bridge



iCAM V5  
*Smart*

## Tutorial iCAM V5 smart

Stabilizer on a 12 bridge iCAM V5 smart

Modify holding pins



iCAM V5  
*Smart*



## **Tutorial iCAM V5 smart**

Modify holding pins iCAM V5 smart



## **Tutorial iCAM V5 smart**

Abutment screw channel definition iCAM V5 smart

Essencial shortcuts



iCAM V5  
*Smart*

## **Tutorial iCAM V5 smart**

Essencial shortcuts in iCAM V5 smart

Adjust cavity fitting



iCAM V5  
*Smart*

## **Tutorial iCAM V5 smart**

Adjust cavity fitting iCAM V5 smart



## **CORiTEC one & one+ - Spot**

CORiTEC One/One+ Perfect for Chairside | compatibel met Excocad | 3Shape & i-one mondscanner



## Chairside with CORiTEC one / one +

The imes-icore CORiTEC one system is the perfect solution for same day restorations. The workflow and the integration inside a practice lab is easy and flexible

**exocad**

**Patient case demonstration**  
*DentalCAD FullDenture Module*

Presented by  
**Friedemann Stang**

[videos.exocad.com](https://videos.exocad.com)

## Patient Case Demonstration (6/6): DentalCAD FullDenture Module



## Patient Case Demonstration (4/6): DentalCAD Bar Module (Primary Bar)



## **Patient Case Demonstration(3/6): DentalCAD PartialCAD Module**



## **Optimaliseer uw Digital Workflow met de HighTec Labscanner - Medit T710 by uberVo**

Ervaar de snelheid, precisie en hóge nauwkeurigheid van de nieuwe desktop 3D-Labscanner **Tizian Smart Scan Plus 3.0** (Medit T710) en ervaar de mogelijkheden binnen onze Digital-uberVo-Workflow!



## **CORiTEC 250i Loader PRO - Spot**

CORiTEC 250i Loader PRO • For more movement in the dental.....  
Contact ons voor uw persoonlijke offerte



## **CORiTEC 150i PRO - ontdek ZELF de veelzijdigheid!**

Spot de véélzijdigheid van onze **CORiTEC 150i PRO** freesmachine! Chairside workflow. [Contact ons voor offerte.](#)



Legen Sie anschließend das zu reinigende Objekt in den Behälter.



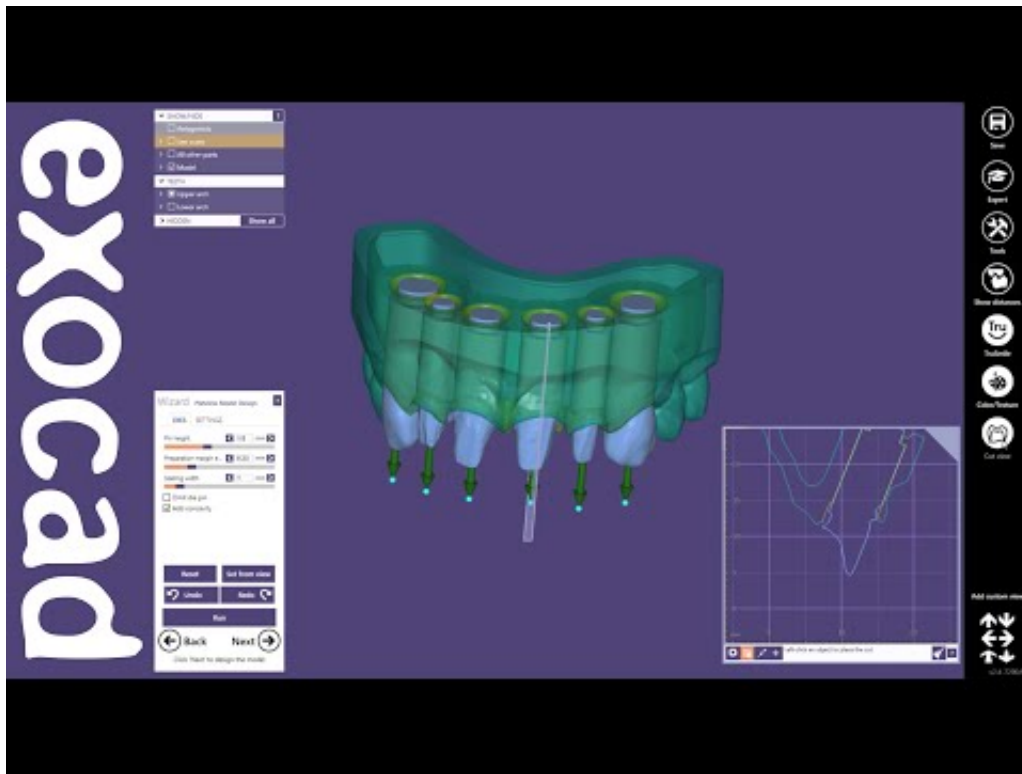
## How to use the MicroClean

Instructievideo van het reinigingsapparaat MicroClean > How to use

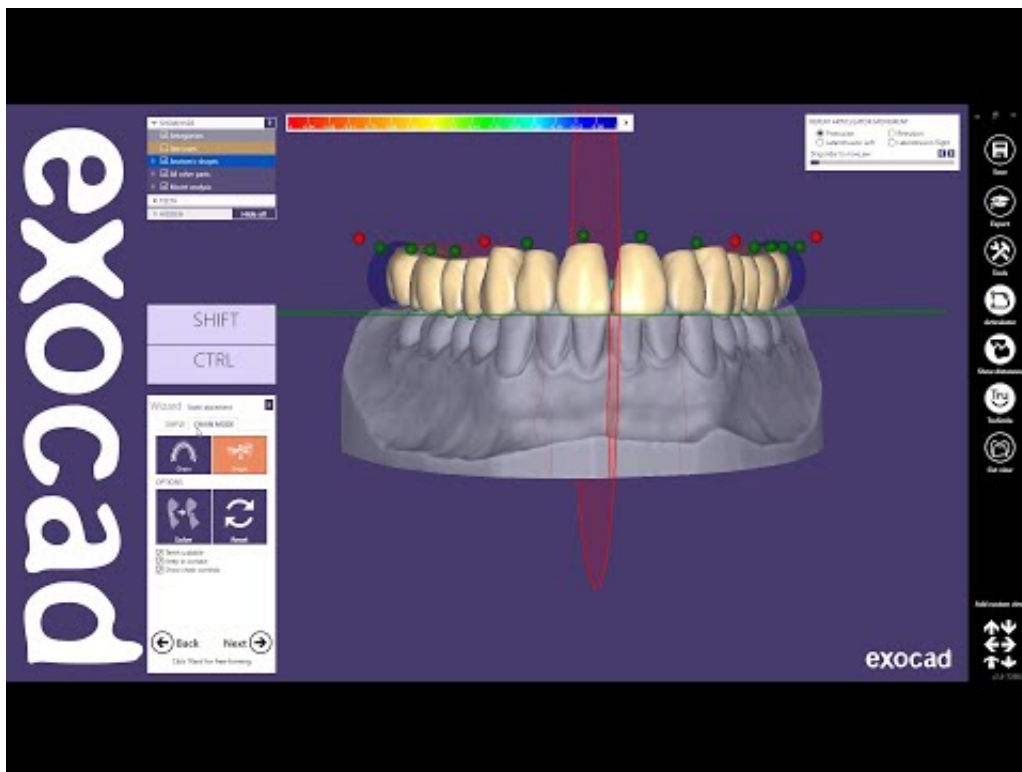


## Webinar MicroClean gemist?

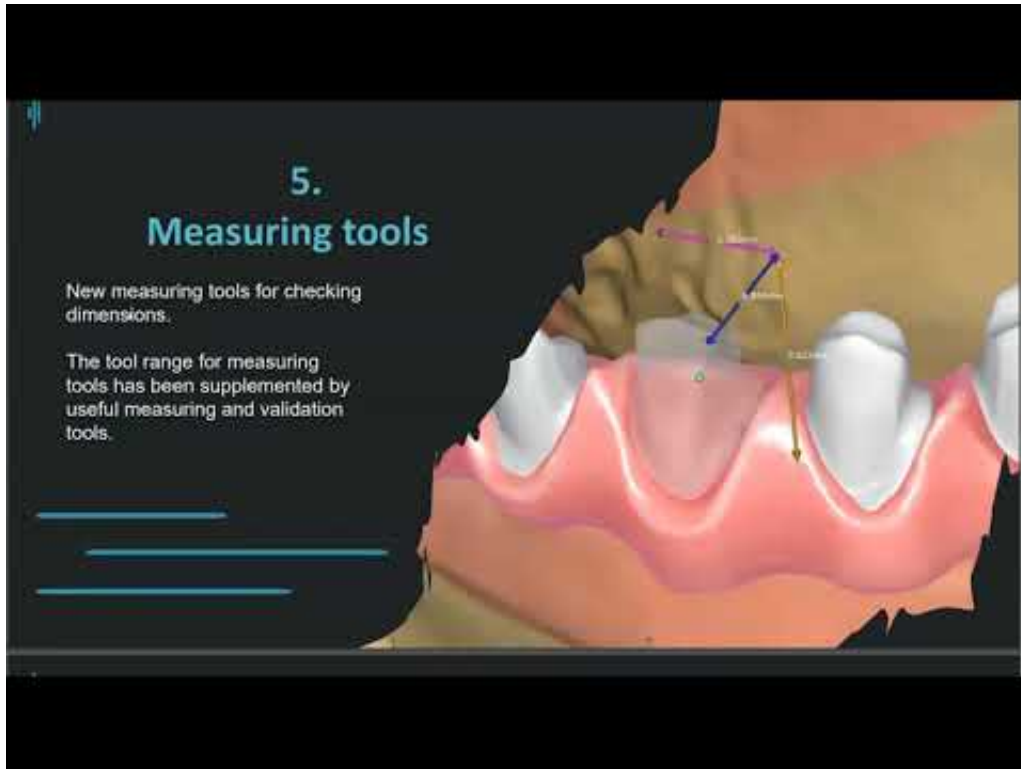
De MicroClean is the must have voor hygiënisch werken. Dit reinigingsapparaat reinigt in now time vuile protheses, geschroefde constructies, kroon- en brugwerk, tijdbesparende werkvoorbereiding bij reparaties, uitbreidingen en rebasings



## Tutorial: Model Creator



## Tutorial: Designing a single arch denture



## Tizian CAD Plovdiv update — experience the future of dental-CAD design

Bekijk hier het webinar van de Tizian CAD-Plovdiv

exocad

The screenshot shows the 'MY ACCOUNT' settings page for a user named JohnDoe. The page is divided into several sections: 'Name & Credentials' with fields for 'login' (JohnDoe) and 'name' (John Doe); 'Web & Email' with fields for 'Email' (JohnDoe@exocad.com), 'URL', and 'Image URL'; 'Description (displayed to contacts)' with a 'Description' field and a 'Translation' section; 'Settings' with a 'User language' dropdown and checkboxes for 'I am currently accepting bids' and 'Email notification when a new transfer to me is initiated'; 'Storage Data' showing 18 MB, 4 MB, and 42 MB; and 'Offered services' with checkboxes for 'Users can request reviews from me (I can accept/reject their design reviews)' and 'Users can request production from me'.

## How to set up a dentalshare account

exocad

The screenshot shows the 'dentalshare upload' interface. It features a 'Service' dropdown menu on the left with options: Review, Production, Model production, Design, Design and production (highlighted), Collaboration, Implant planning - review, Surgical guide design, and Surgical guide production. Below the menu are links for 'Manage account' and 'Sign out...'. The main area is titled 'Recipient' and lists several users: Enrique C. Lopez, Dr. Joseph P. Hutchins, Dr. Helen M. Wilson, Sally M. Pitts, Jose T. Martinez, and Marc Geisel (highlighted). A 'Files to send' section on the right shows '+ 02 Scan data'. At the bottom right, there are 'OK' and 'Cancel' buttons.

## Tutorial: How to use exocad dentalshare with your dental partners?



## Webinar IMPLA - Schütz Dental 6-4-2020

Webinar van 6 april 2020 gemist?

Bekijk hier op uw gemak de volledige webinar terug.



**zebris demonstratie met Daniel Kirndörfer (Digital Workflow)**



## **MicroClean reinigingsapparaat**

Professionele reiniging van protheses, kroon- en brugwerk




## **CORiTEC one**

Frezen glaskeramiek abutment




## sebond bondopakers

Bekijk de Sebond family..... to bond whatever you want !  
Sebond Dentin | Sebond Pink | Sebond Smart metaalprimer





## **CORiTEC 350i | Frezen geprefabriceerde abutment**



**Preview CORiTEC 350i**

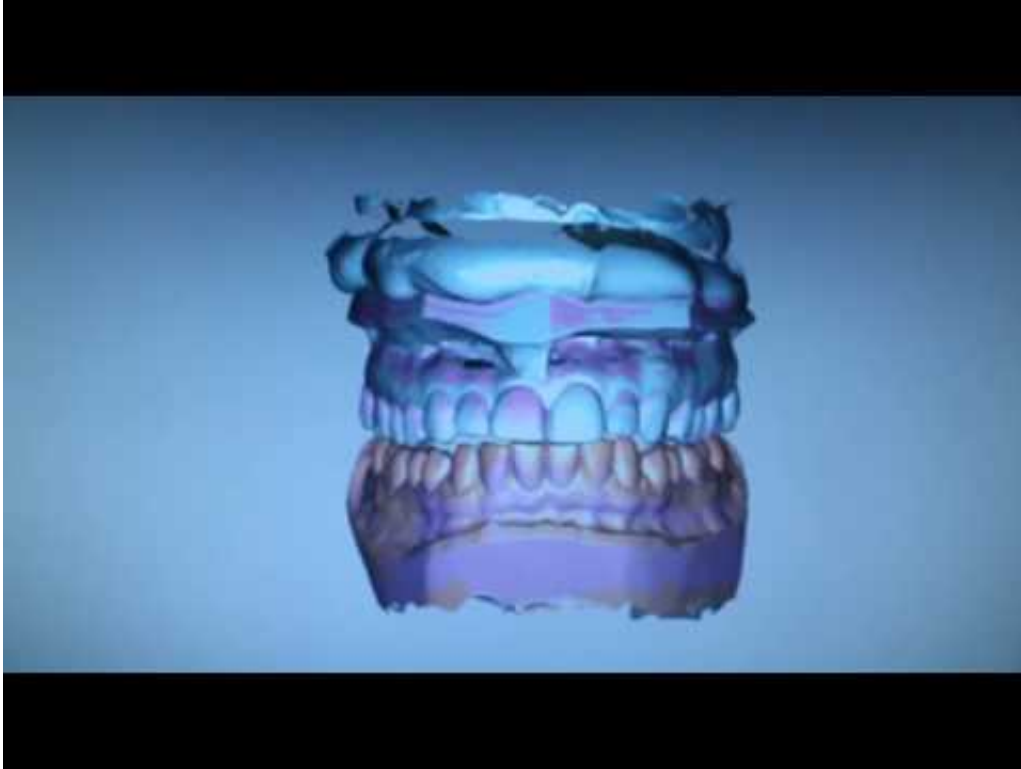


**imes-icore® 3-12 kalibratie**



## **Tizian Smart Scan Plus - de nieuwe generatie van Scannen**

desktopscanner | hoge scansnelheid | volledige scan (boven- en onderkaak) in 26 seconden | output STL-bestanden | blu-light-led-scantechnologie verkort scantijd met 74% | automatisch scannen van dubbele afdrukken: gipsmodel niet meer nodig



**CAD/CAM gefreesde CMD splint**



**CORiTEC 350i (loader) zirkoon frezen**



## **CORiTEC 350i (loader) alles in één freesmachine**

CORiTEC 350i (loader) | imes-icore® | ultieme alles in-één-freesmachine | 5-assig simultaan | ook geschikt voor titanium steggen en geprefabriceerde abutments



## **CORiTEC 350i (loader) PMMA - kunststof frezen**

CORiTEC 350i (loader) | imes-icore® | PMMA - frezen



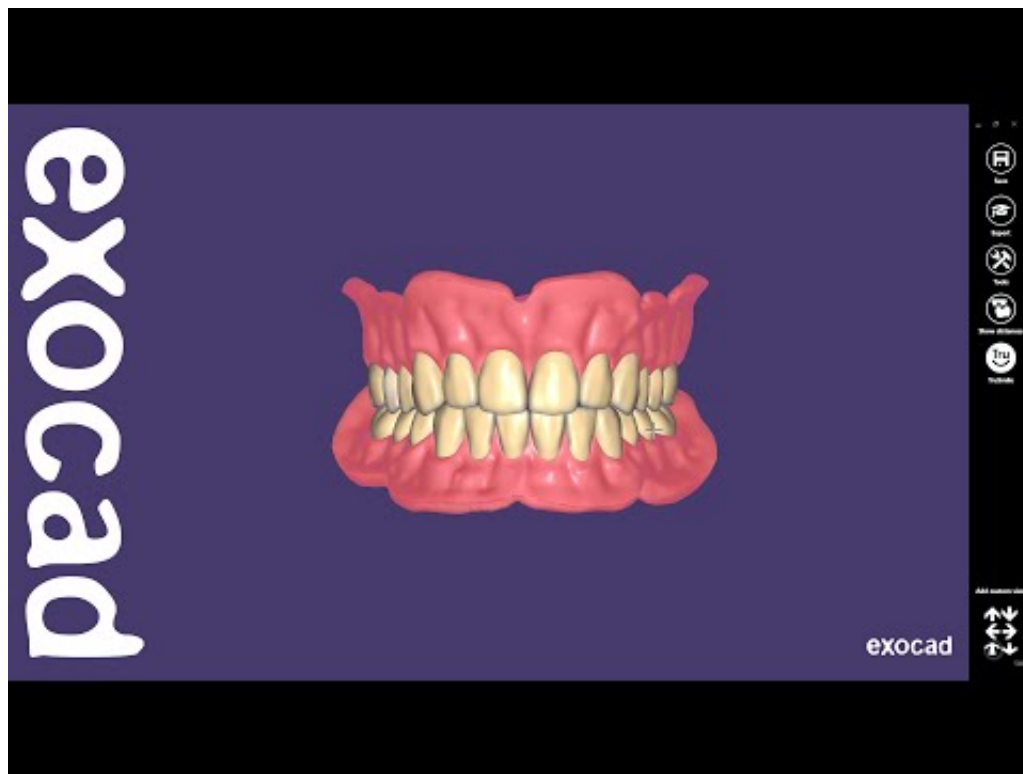
## CORiTEC 350i (loader) metaal frezen

CORiTEC 350i (loader) | imes-icore® | metaal frezen




# CORiTEC 350i en 350i Loader

CORiTEC 350i\_350i loader | imes-icore



## Tutorial: Full Denture design





## **CORiTEC 650i**

CORiTEC 650i | imes-icore® | contact uw distributeur #ubervodental





## SilaPart digitale freestechnik

```
$(document).ready(function(){ $('.videolink').colorbox({iframe: true, width: 640, height: 390,  
href:function(){ var videoId = new RegExp('[\?&]v=([^\&#]*)').exec(this.href); if (videoId &&  
videoId[1]) { return 'https://youtube.com/embed/'+videoId[1]+'?rel=0&wmode=transparent'; } }}); });  
$(document).ready(function(){ $('#4RVdwJizuCg').click(); });
```