



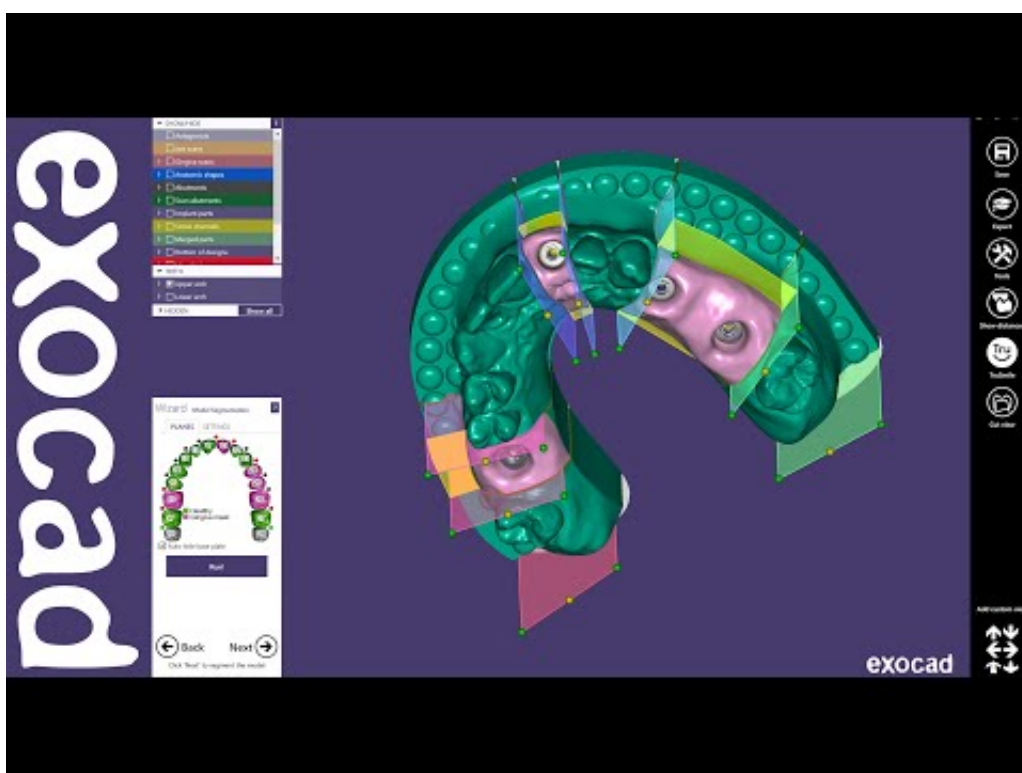
DentalCAD 3 2 Elefsina Feature Release

A new feature release for DentalCAD 3.2 Elefsina that includes new time-saving workflows, improved visualizations and is prepared to support and integrate with future AI and cloud services for more automation and efficiency



DentalCAD 3.2 Elefsina, software release highlights.

Bekijk hier de highlights van de software upgrade van **DentalCAD 3.2 Elefsina** met belangrijke verbeteringen in automatisering en integratie, betere visualisatie en verbeterde preoperatieve behandelplanning



Tutorial: Quick Guide - Implant Model



Print@Dreve – Rapid manufacturing high end 3D printing



Phrozen Sonic XL 4K 2022

4K LCD display with high light intensity – 52 μ , Layer thickness 0.01–0.30 mm – Printvolume (HWD) 200 x 125 x 200 mm – Optimized Dreve printing profiles for top results – W-LAN, LAN and USB connection – Intuitive software with touchscreen



CORiTEC AM Series - Metal 3D printing



iCAM V5 smart software

Create a 20 mm multilayer blank pritidenta™ with 5 colour shades

Partial execution



iCAM V5
Smart

Tutorial iCAM V5 smart

Partial Execution iCAM V5 smart

Define the margin line



iCAM V5
Smart

Tutorial iCAM V5 smart

Define the margin line iCAM V5 smart



Tutorial iCAM V5 smart

Download & installing updates iCAM V5 smart

Stabilizer on a 12 unit bridge



Tutorial iCAM V5 smart

Stabilizer on a 12 bridge iCAM V5 smart

Modify holding pins



Tutorial iCAM V5 smart

Modify holding pins iCAM V5 smart



Tutorial iCAM V5 smart

Abutment screw channel definition iCAM V5 smart

Essencial shortcuts



iCAM V5
Smart

Tutorial iCAM V5 smart

Essencial shortcuts in iCAM V5 smart

Adjust cavity fitting



iCAM V5
Smart

Tutorial iCAM V5 smart

Adjust cavity fitting iCAM V5 smart



CORiTEC one & one+ - Spot

CORiTEC One/One+ Perfect for Chairside | compatibel met Excocad | 3Shape & i-one mondscanner



Chairside with CORiTEC one / one +

The imes-icore CORiTEC one system is the perfect solution for same day restorations. The workflow and the integration inside a practice lab is easy and flexible

exocad

Patient case demonstration
DentalCAD FullDenture Module

Presented by
Friedemann Stang

videos.exocad.com

Patient Case Demonstration (6/6): DentalCAD FullDenture Module



Patient Case Demonstration (4/6): DentalCAD Bar Module (Primary Bar)



Patient Case Demonstration(3/6): DentalCAD PartialCAD Module



Optimaliseer uw Digital Workflow met de HighTec Labscanner - Medit T710 by uberVo

Ervaar de snelheid, precisie en h ge nauwkeurigheid van de nieuwe desktop 3D-Labscanner **Tizian Smart Scan Plus 3.0** (Medit T710) en ervaar de mogelijkheden binnen onze Digital-uberVo-Workflow!



CORiTEC 250i Loader PRO - Spot

CORiTEC 250i Loader PRO • For more movement in the dental.....
Contact ons voor uw persoonlijke offerte



CORiTEC 150i PRO - ontdek ZELF de veelzijdigheid!

Spot de véélzijdigheid van onze **CORiTEC 150i PRO** freesmachine! Chairside workflow. [Contact ons voor offerte.](#)



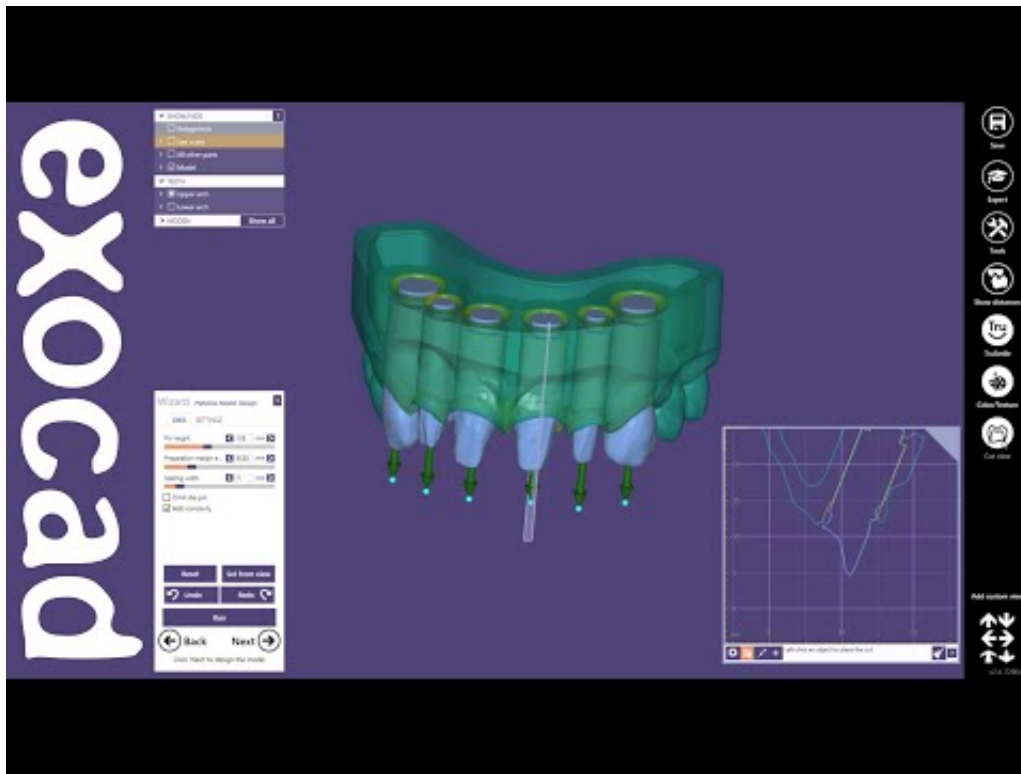
How to use the MicroClean

Instructievideo van het reinigingsapparaat MicroClean > How to use

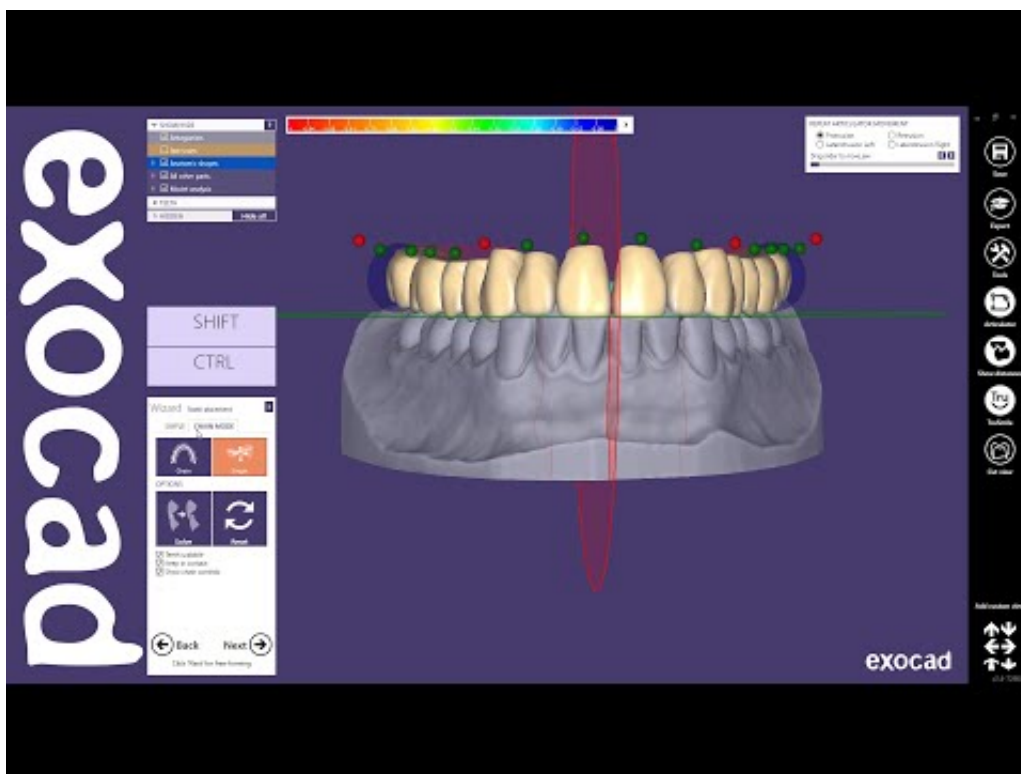


Webinar MicroClean gemist?

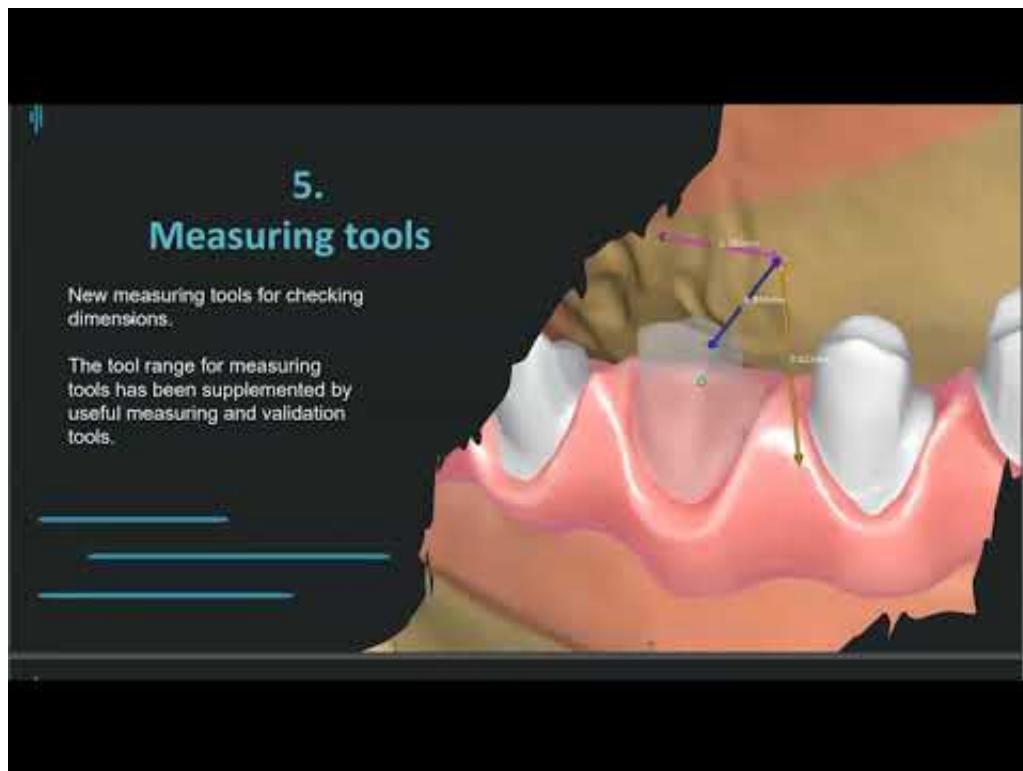
De MicroClean is the must have voor hygiënisch werken. Dit reinigingsapparaat reinigt in now time vuile protheses, geschroefde constructies, kroon- en brugwerk, tijdbesparende werkvoorbereiding bij reparaties, uitbreidingen en rebasings



Tutorial: Model Creator



Tutorial: Designing a single arch denture



Tizian CAD Plovdiv update — experience the future of dental-CAD design

Bekijk hier het webinar van de Tizian CAD-Plovdiv

exocad

The screenshot shows the 'MY ACCOUNT' settings page for a user named JohnDoe. The page is divided into several sections: 'Name & Credentials' with fields for 'login' (JohnDoe) and 'name' (John Doe); 'Web & Email' with fields for 'Email' (JohnDoe@exocad.com), 'URL', and 'page url'; 'Description (displayed to contacts)' with a 'Description' field and a 'Translation' section for 'Group language' and 'User language'; 'Settings' with checkboxes for 'I am currently accepting orders' and 'Email notification when a new transfer to me is initiated'; 'Stored Data' showing a list of items with sizes (18 MB, 4 MB, 42 MB); and 'Offered services' with checkboxes for 'Users can request reviews from me' and 'Users can request production from me'.

How to set up a dentalshare account

exocad

The screenshot shows the 'dentalshare upload' dashboard. It features a 'Service' sidebar on the left with options like 'Review', 'Production', 'Model production', 'Design', 'Design and production', 'Collaboration', 'Implant planning - review', 'Surgical guide design', and 'Surgical guide production'. The main area is titled 'Recipient' and displays a list of users with their avatars and names, including Enrique C. Lopez, Dr. Joseph P. Hutchins, Dr. Helen M. Wilson, Sally M. Pitts, Jose T. Martinez, and Marc Geisel. A 'Files to send' section on the right shows a '+ 02 Scan data' button. At the bottom right, there are 'OK' and 'Cancel' buttons.

Tutorial: How to use exocad dentalshare with your dental partners?



Webinar IMPLA - Schütz Dental 6-4-2020

Webinar van 6 april 2020 gemist?

Bekijk hier op uw gemak de volledige webinar terug.



zebris demonstratie met Daniel Kirndörfer (Digital Workflow)



MicroClean reinigingsapparaat

Professionele reiniging van protheses, kroon- en brugwerk




CORiTEC one

Frezen glaskeramiek abutment




sebond bondopakers

Bekijk de Sebond family..... to bond whatever you want !
Sebond Dentin | Sebond Pink | Sebond Smart metaalprimer



CORiTEC 350i | Frezen geprefabriceerde abutment



Preview CORiTEC 350i



imes-icore® 3-12 kalibratie



Tizian Smart Scan Plus - de nieuwe generatie van Scannen

desktopscanner | hoge scansnelheid | volledige scan (boven- en onderkaak) in 26 seconden | output STL-bestanden | blu-light-led-scantechnologie verkort scantijd met 74% | automatisch scannen van dubbele afdrukken: gipsmodel niet meer nodig



CAD/CAM gefreesde CMD splint



CORiTEC 350i (loader) zirkoon frezen



CORiTEC 350i (loader) alles in één freesmachine

CORiTEC 350i (loader) | imes-icore® | ultieme alles in-één-freesmachine | 5-assig simultaan | ook geschikt voor titanium steggen en geprefabriceerde abutments



CORiTEC 350i (loader) PMMA - kunststof frezen

CORiTEC 350i (loader) | imes-icore® | PMMA - frezen



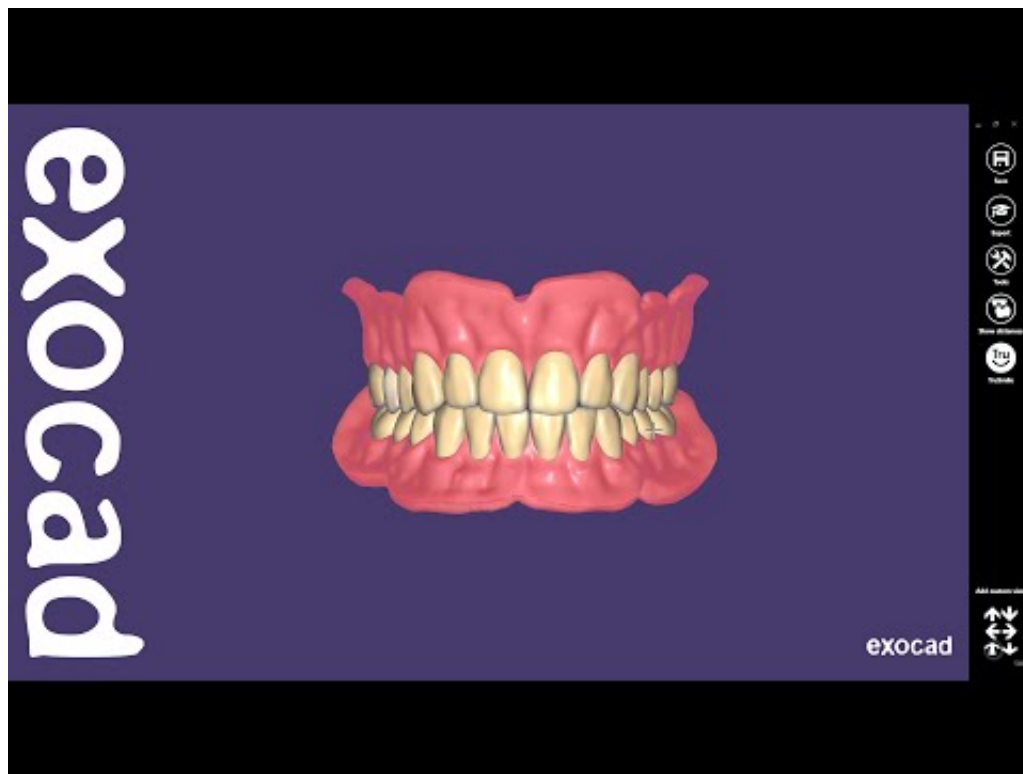
CORiTEC 350i (loader) metaal frezen

CORiTEC 350i (loader) | imes-icore® | metaal frezen




CORiTEC 350i en 350i Loader

CORiTEC 350i_350i loader | imes-icore



Tutorial: Full Denture design



CORiTEC 650i

CORiTEC 650i | imes-icore® | contact uw distributeur #ubervodental



SilaPart digitale freestechnik

```
$(document).ready(function(){ $('.videolink').colorbox({iframe: true, width: 640, height: 390,  
href:function(){ var videoId = new RegExp('[\\?&]v=([^&#]*)').exec(this.href); if (videoId &&  
videoId[1]) { return 'https://youtube.com/embed/'+videoId[1]+'?rel=0&wmode=transparent'; } }}); });  
$(document).ready(function(){ $('#Z8dWI2avbrQ').click(); });
```