



## DentalCAD 3 2 Elefsina Feature Release

A new feature release for DentalCAD 3.2 Elefsina that includes new time-saving workflows, improved visualizations and is prepared to support and integrate with future AI and cloud services for more automation and efficiency



## DentalCAD 3.2 Elefsina, software release highlights.

Bekijk hier de highlights van de software upgrade van **DentalCAD 3.2 Elefsina** met belangrijke verbeteringen in automatisering en integratie, betere visualisatie en verbeterde preoperatieve behandelplanning



## **Tutorial: Quick Guide - Implant Model**



**Print@Dreve – Rapid manufacturing high end 3D printing**



## **Phrozen Sonic XL 4K 2022**

4K LCD display with high light intensity – 52 $\mu$ , Layer thickness 0.01–0.30 mm – Printvolume (HWD) 200 x 125 x 200 mm – Optimized Dreve printing profiles for top results – W-LAN, LAN and USB connection – Intuitive software with touchscreen



## **CORiTEC AM Series - Metal 3D printing**



### **iCAM V5 smart software**

Create a 20 mm multilayer blank pritidenta™ with 5 colour shades

Partial execution



iCAM V5  
*Smart*

## **Tutorial iCAM V5 smart**

Partial Execution iCAM V5 smart

Define the margin line



iCAM V5  
*Smart*

## **Tutorial iCAM V5 smart**

Define the margin line iCAM V5 smart



## **Tutorial iCAM V5 smart**

Download & installing updates iCAM V5 smart

Stabilizer on a 12 unit bridge



## **Tutorial iCAM V5 smart**

Stabilizer on a 12 bridge iCAM V5 smart

Modify holding pins





## **Tutorial iCAM V5 smart**

Modify holding pins iCAM V5 smart



## **Tutorial iCAM V5 smart**

Abutment screw channel definition iCAM V5 smart

Essencial shortcuts



iCAM V5  
*Smart*

## **Tutorial iCAM V5 smart**

Essencial shortcuts in iCAM V5 smart

Adjust cavity fitting



iCAM V5  
*Smart*

## **Tutorial iCAM V5 smart**

Adjust cavity fitting iCAM V5 smart



## **CORiTEC one & one+ - Spot**

CORiTEC One/One+ Perfect for Chairside | compatibel met Excocad | 3Shape & i-one mondscanner



## Chairside with CORiTEC one / one +

The imes-icore CORiTEC one system is the perfect solution for same day restorations. The workflow and the integration inside a practice lab is easy and flexible

**exocad**

Patient case demonstration  
*DentalCAD FullDenture Module*

Presented by  
**Friedemann Stang**

[videos.exocad.com](https://videos.exocad.com)

## Patient Case Demonstration (6/6): DentalCAD FullDenture Module



## Patient Case Demonstration (4/6): DentalCAD Bar Module (Primary Bar)



## **Patient Case Demonstration(3/6): DentalCAD PartialCAD Module**



## **Optimaliseer uw Digital Workflow met de HighTec Labscanner - Medit T710 by uberVo**

Ervaar de snelheid, precisie en hóge nauwkeurigheid van de nieuwe desktop 3D-Labscanner **Tizian Smart Scan Plus 3.0** (Medit T710) en ervaar de mogelijkheden binnen onze Digital-uberVo-Workflow!



## **CORiTEC 250i Loader PRO - Spot**

CORiTEC 250i Loader PRO • For more movement in the dental.....  
Contact ons voor uw persoonlijke offerte



## **CORiTEC 150i PRO - ontdek ZELF de veelzijdigheid!**

Spot de véélzijdigheid van onze **CORiTEC 150i PRO** freesmachine! Chairside workflow. [Contact ons voor offerte.](#)





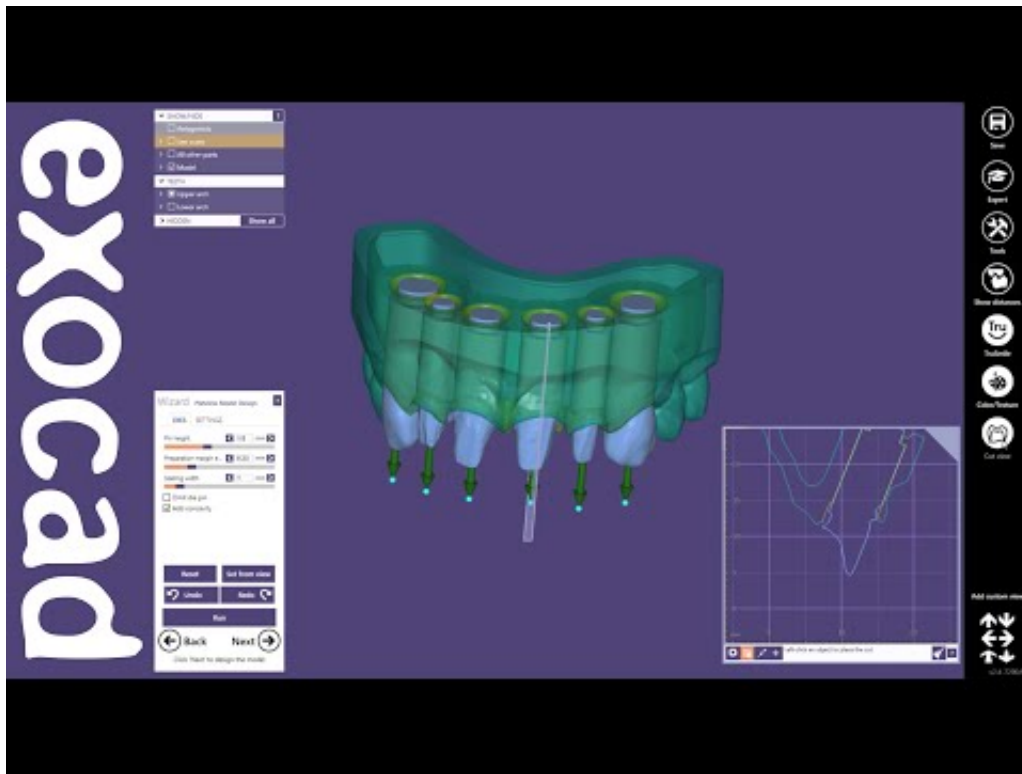
## How to use the MicroClean

Instructievideo van het reinigingsapparaat MicroClean > How to use

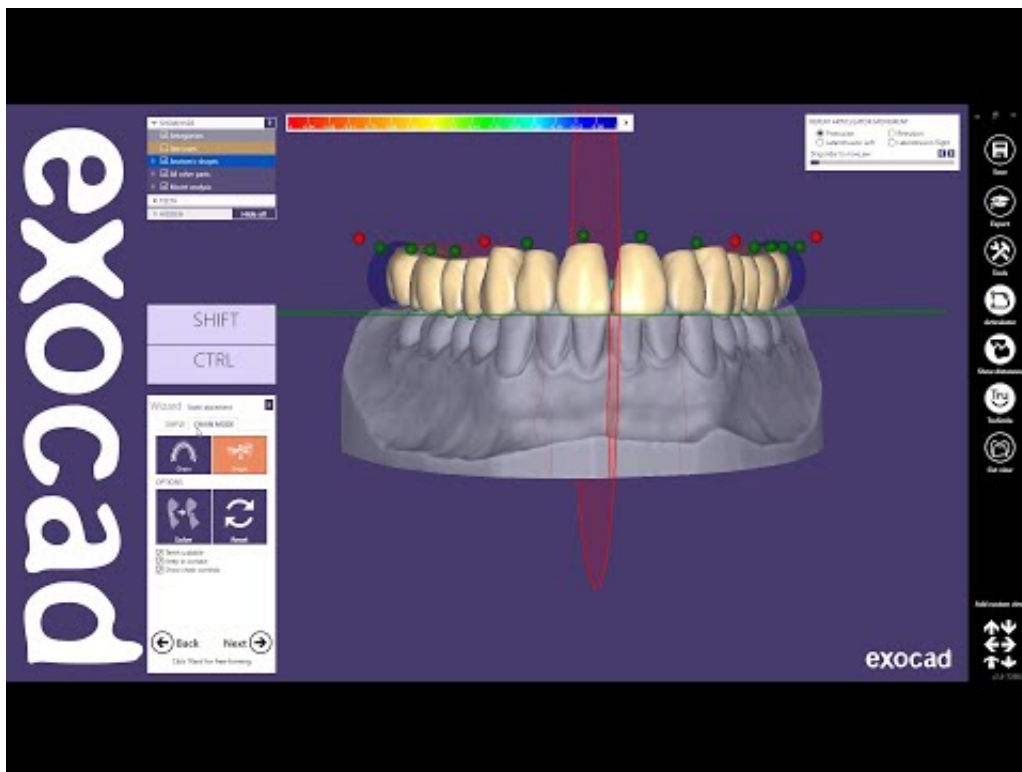


## Webinar MicroClean gemist?

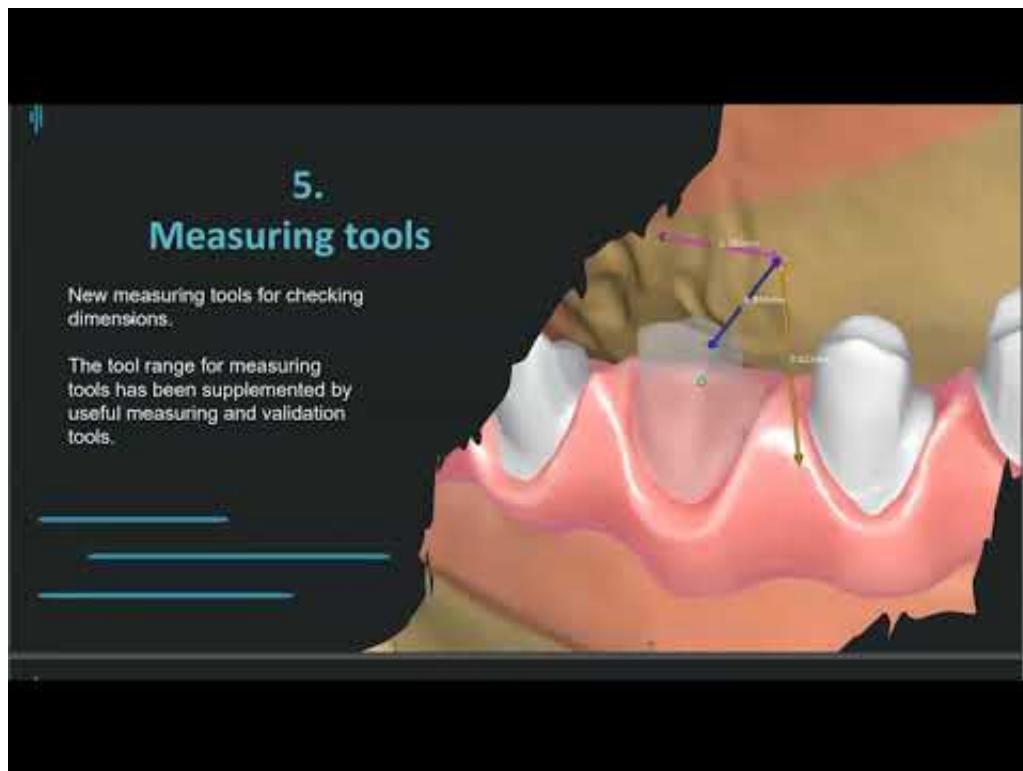
De MicroClean is the must have voor hygiënisch werken. Dit reinigingsapparaat reinigt in now time vuile protheses, geschroefde constructies, kroon- en brugwerk, tijdbesparende werkvoorbereiding bij reparaties, uitbreidingen en rebasings



## Tutorial: Model Creator



## Tutorial: Designing a single arch denture



## Tizian CAD Plovdiv update — experience the future of dental-CAD design

Bekijk hier het webinar van de Tizian CAD-Plovdiv

exocad

The screenshot shows the 'MY ACCOUNT' settings page for a user named 'JohnDoe'. The page is divided into several sections: 'Name & Credentials', 'Web & Email', 'Description (displayed to contacts)', 'Settings', 'Storage Data', and 'Offered services'. The 'Name & Credentials' section includes fields for 'login' (JohnDoe) and 'name' (John Doe), with a 'change password' button. The 'Web & Email' section includes fields for 'Email' (JohnDoe@exocad.com), 'URL' (http://www.exocad.com), and 'page url'. The 'Description' section includes a 'Description' field and a 'Group language' dropdown. The 'Settings' section includes a 'User language' dropdown, checkboxes for 'I am currently accepting bids' and 'Email notification when a new transfer to me is initiated', and a 'Transfer format' dropdown. The 'Storage Data' section shows three storage items with sizes of 18 MB, 4 MB, and 42 MB. The 'Offered services' section has two checkboxes: 'Users can request reviews from me (I can accept/reject their design reviews)' and 'Users can request production from me'.

## How to set up a dentalshare account

exocad

The screenshot shows the dentalshare dashboard for a user logged in as 'JohnDoe@exocad-test'. The dashboard is divided into three main sections: 'Service', 'Recipient', and 'Files to send'. The 'Service' section on the left lists various services: 'Review', 'Production', 'Model production', 'Design', 'Design and production' (highlighted), 'Collaboration', 'Implant planning - review', 'Surgical guide design', and 'Surgical guide production'. The 'Recipient' section in the middle lists several recipients with their names and email addresses, including 'Enrique C. Leoni', 'Dr. Joseph P. Hutchins', 'Th. Helen M. Milten', 'Sally M. Pitts', 'Jose T. Martinez', and 'Marc Geisel'. The 'Files to send' section on the right is currently empty. At the bottom right, there are 'OK' and 'Cancel' buttons.

## Tutorial: How to use exocad dentalshare with your dental partners?



## Webinar IMPLA - Schütz Dental 6-4-2020

Webinar van 6 april 2020 gemist?

Bekijk hier op uw gemak de volledige webinar terug.



**zebris demonstratie met Daniel Kirndörfer (Digital Workflow)**



## **MicroClean reinigingsapparaat**

Professionele reiniging van protheses, kroon- en brugwerk




## **CORiTEC one**

Frezen glaskeramiek abutment




## sebond bondopakers

Bekijk de Sebond family..... to bond whatever you want !  
Sebond Dentin | Sebond Pink | Sebond Smart metaalprimer





## **CORiTEC 350i | Frezen geprefabriceerde abutment**



**Preview CORiTEC 350i**



**imes-icore® 3-12 kalibratie**



## **Tizian Smart Scan Plus - de nieuwe generatie van Scannen**

desktopscanner | hoge scansnelheid | volledige scan (boven- en onderkaak) in 26 seconden | output STL-bestanden | blu-light-led-scantechnologie verkort scantijd met 74% | automatisch scannen van dubbele afdrukken: gipsmodel niet meer nodig



**CAD/CAM gefreesde CMD splint**



**CORiTEC 350i (loader) zirkoon frezen**



## **CORiTEC 350i (loader) alles in één freesmachine**

CORiTEC 350i (loader) | imes-icore® | ultieme alles in-één-freesmachine | 5-assig simultaan | ook geschikt voor titanium steggen en geprefabriceerde abutments



## **CORiTEC 350i (loader) PMMA - kunststof frezen**

CORiTEC 350i (loader) | imes-icore® | PMMA - frezen



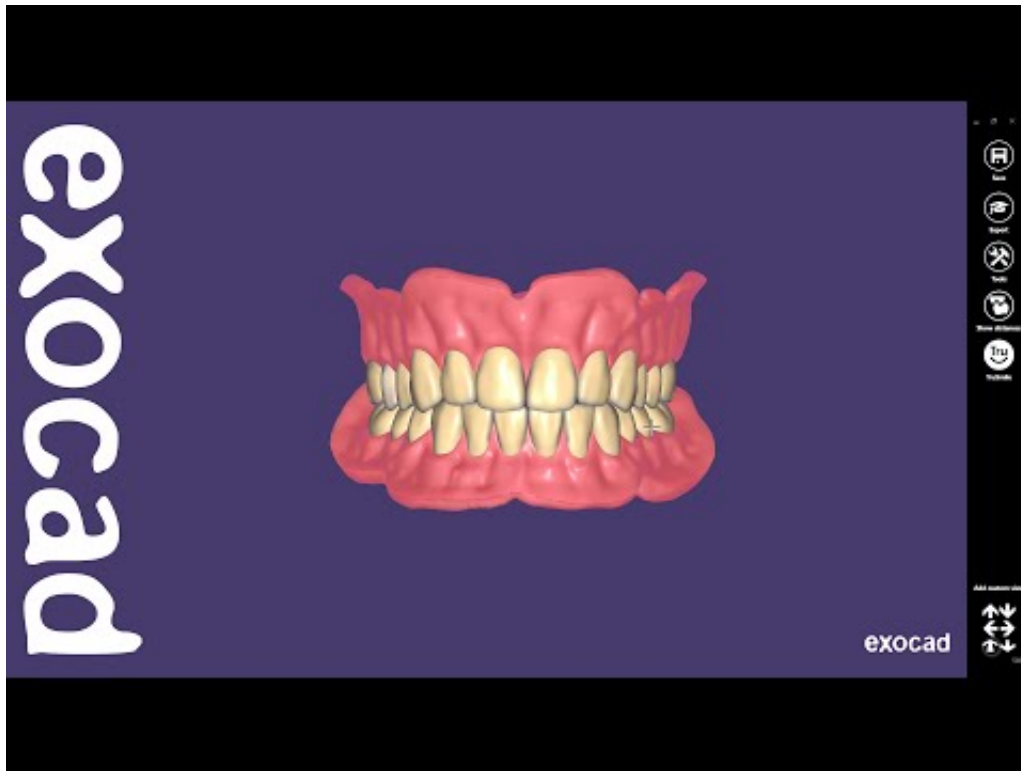
## CORiTEC 350i (loader) metaal frezen

CORiTEC 350i (loader) | imes-icore® | metaal frezen




# CORiTEC 350i en 350i Loader

CORiTEC 350i\_350i loader | imes-icore



## Tutorial: Full Denture design



## **CORiTEC 650i**

CORiTEC 650i | imes-icore® | contact uw distributeur #ubervodental





## SilaPart digitale freestechnik

```
$(document).ready(function(){ $('.videolink').colorbox({iframe: true, width: 640, height: 390,  
href:function(){ var videoId = new RegExp('[\\?&]v=([^\&#]*)').exec(this.href); if (videoId &&  
videoId[1]) { return 'https://youtube.com/embed/'+videoId[1]+'?rel=0&wmode=transparent'; } }}); });  
$(document).ready(function(){ $('#zOQPqymEt9w').click(); });
```