

IMPLA meets zebris

Function in Implantology



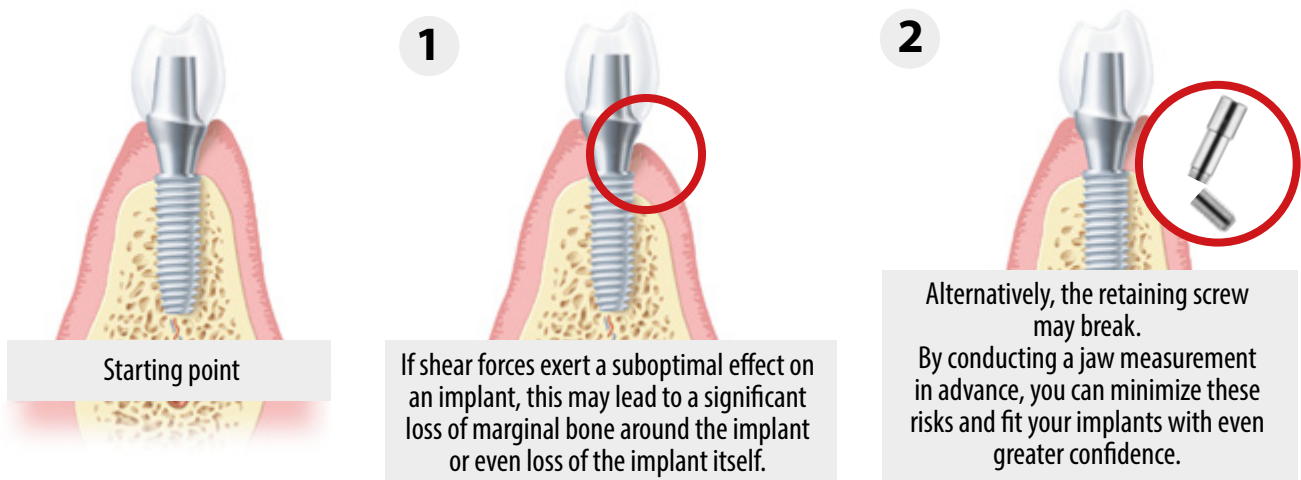
uberVo

DENTAL B.V.

Importeur | distributeur
Schütz dental NL

Risks of fitting implants without jaw measurement

No matter how much experience an implantologist has and no matter which implant system is used, a certain degree of risk always remains.




Picture it...

Tradition and innovation

- By investing just a **little extra time**, you can **earn a lot** more for the implant treatments you provide!
- In addition, your results will be even more **accurate** and **predictable**.
- At the same time, you will be able to offer **even more secure** implant fitting.
- **More private patients** will make their way to your practice.
- You will be **regarded as an expert** by your patients and colleagues alike.
- You will become **the go-to person** for modern, reliable implantology in your area.
- Your practice will enjoy a reputation as a **professional digital pioneer**.
- You will be working with one of the best and **most experienced implant manufacturers in Germany**.

How does it work?

Read on to find out!



Since 1963

IMPLA

*Put a smile back
on your patients' faces.*

IMPLA

Implant System

A good implant system doesn't need to be complicated. Founded on 50 years of experience in dental implants, the IMPLA system is the epitome of safety and reliability.

How you benefit

- Experience and reliability since 1963.
- 7 implant lines cover a wide range of indications.
- A modular and intuitively structured surgery tray allows you to save on unnecessary costs and enables fast integration into your daily practice.
- A consistent use of color coding throughout the entire IMPLA system for easy and precise handling.
- "Made in Germany" means the highest quality standards are guaranteed.
- Synchronized solutions give you the option of using CAD/CAM.
- Integration into our Complete Digital Workflow.
(IMPLA 3D/exocad 3D planning software, intraoral scanner and jaw measurement system)



Dr. Umut Baysal

Dentist and implantologist

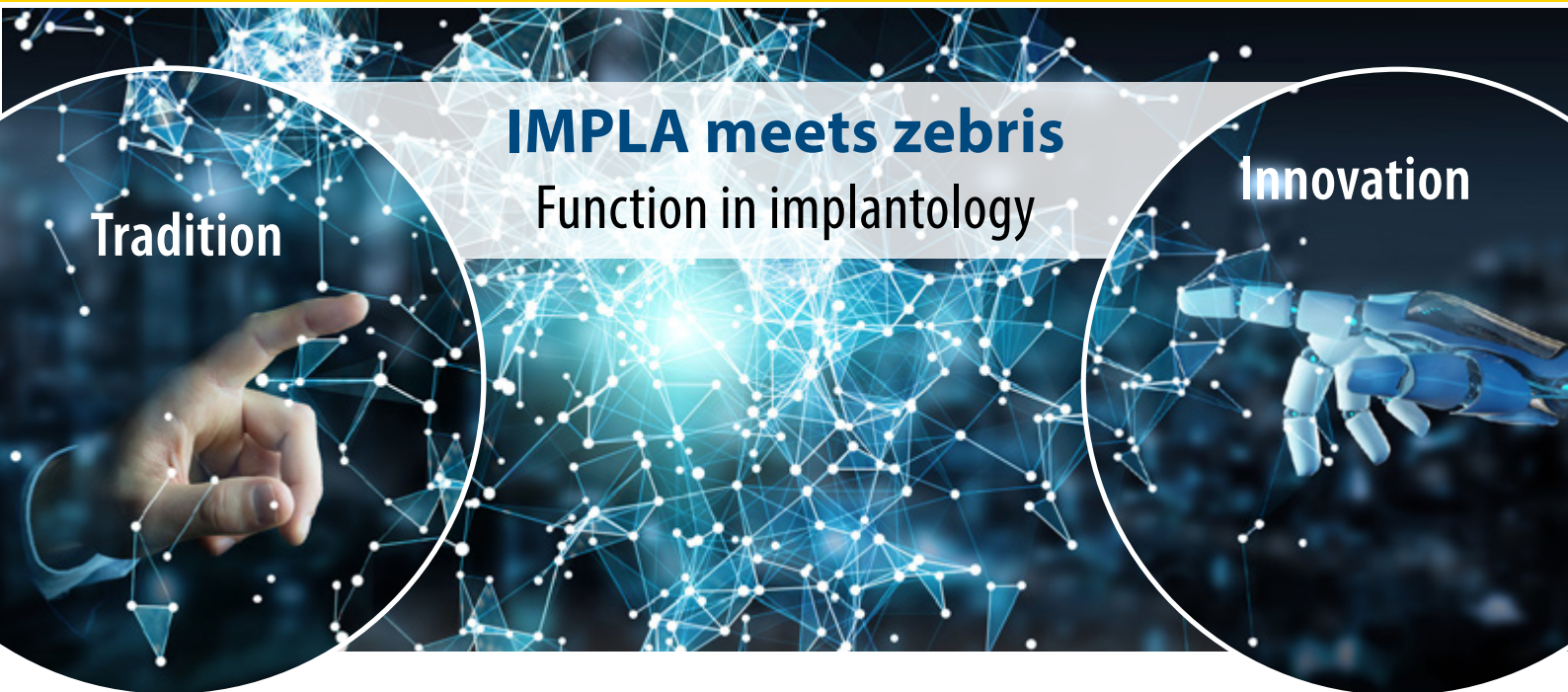
"Praxis am Nordwall Dr. Tuna & Dr. Baysal", Cologne

Head of Working Group, DGZI (German Society of Dental Implantology), Cologne

Function and esthetics in implant prosthetics – the success of implant prosthetics is determined, above all, by the esthetic rehabilitation and the functional sustainability of the rehabilitation. The non-contact jaw measurement system zebris offers an efficient solution for functional analysis, which in turn serves as a basis for **precise implant prosthetic planning**.

“

”



Exclusive to Schütz Dental

Make implants even more reliable and profitable

Reliable implantology based on your patient's actual jaw movement

Ensure optimal fitting of implants based on your patient's actual jaw movement and achieve an **ideal occlusion**. One of the key factors in determining the durability of an implant is its ability to withstand shear forces. With zebris Real Movement data, you can **factor in** these **shear forces** in advance.

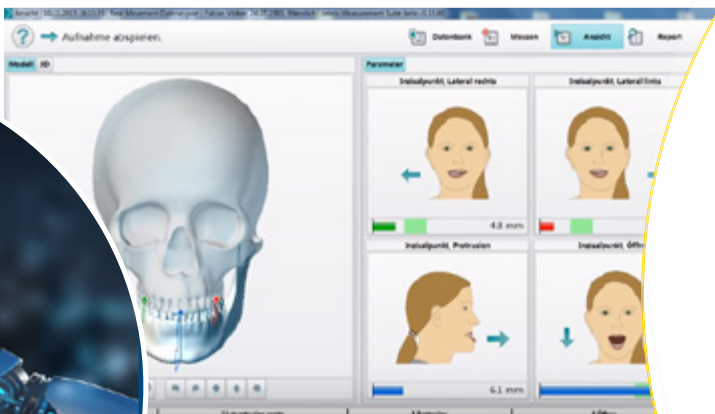
Exclusive to Schütz Dental: Get the high-quality, tried and tested IMPLA implant system in combination with the market-leading jaw measurement system zebris from a single source – a supplier that can also offer you excellent support for both systems.

How you benefit

Enjoy all the benefits of the IMPLA/zebris system
(p. 2+4)

- + Greater safety and reliability
- + Greater accuracy and predictability of results
- + Patient confidence
- + A digital reputation for your practice
- + More private payments





Experience the world of
functional dentistry

zebris

Jaw measurement

Now you can use real patient movements!

Clinical and instrumental functional analysis is an important prerequisite for prosthetic rehabilitation and provides a reliable method for the early detection of craniomandibular dysfunction (CMS), **in particular in relation to implant planning and restoration.**

The zebris jaw measurement system is an easy-to-use, precise tool for functional analysis.

It enables non-contact recording of all six mobility levels of the lower jaw using the method of transit-time measurement by means of optical recording. The system consists of a facebow with integrated receiver modules and a measuring lower jaw sensor that is optimally balanced.



Transfer individual patient data into the digital world using the patented coupling tray.



How you benefit

- Simple, fast and precise
- Less occlusal refinishing
- Suitable for interdisciplinary applications
- Additional income from private patients
- Legal protection thanks to seamless documentation
- Flexibility through mobility
- Wireless
- Highly future-proof thanks to integration into our "Complete Digital Workflow"

Uw Digitale wereld met uberVo dental



Contact us

We're here to help!

Telefoon
E-mail

+31 (0)229 213 736
info@ubervo.nl
www.ubervo.nl

Visit us online
www.ubervo.nl